

# The ANCEA, Sakura Con Member Newsletter Pre – Con Edition



## Celebrating 20 Years Of Sakura Con!!!

Can you believe it's been that long since we were  
Baka!Con?

This newsletter is meant to help you  
prepare for this year's convention and  
share a bit of news.

Enjoy!

### Table Of Contents

<b>First Things First: Where To Find The Things You Need:</b> Getting To The Con, Peace Bonding, Info, ID Pass Booth, Policies, and More	2
<b>Con Success Guide:</b> Our Top Ten Recommendations	5
<b>Special Events Happening At Sakura-Con</b>	7
<b>Spotlight:</b> The Seattle's Japanese Garden	10



# First Things First. Where is...

## Where Is The Con?

The Washington State  
Convention and Trade Center,  
Seattle Washington

Did you know we have a full travel section on our website? Just click on the “Hotels and Travel” option and you can find detailed information such as maps, info about our new parking sponsor, and an interactive area guide!

Check out the link below:

<http://sakuracon.org/hotels-travel/>



## Where Is My Badge?

In The Conference Center!  
Across the street from the main entrance to the  
Washington State Convention Center, on Pike.

Here are the hours:

Thursday, April 13th, 12pm-9pm  
Friday, April 14th, 6am-9pm  
Saturday, April 15th, 6am-9pm  
Sunday, April 16th, 8am-1pm.



東口





## IMPORTANT!!!

**There Are No Exceptions To These Requirements!!!**

**All Adults Must Have A Valid Government Issued Photo ID When Picking Up Their Membership Badge!!!**

Please observe our Minors Policy, and make sure that all minors are attending with an adult. If that adult is not the minor's parent then they need this form filled out:

<https://secure.sakuracon.org/registration/parentalauth.php>

Full policies and registration info is on our website: [www.sakuracon.org](http://www.sakuracon.org)

## Where Is Peace Bonding?

All prop weapons must be inspected and Peace Bonded. If you have a prop weapon, then head to a Peace Bonding Booth right away!

Make sure you check out the Weapon Policy section of the website before coming to the convention.

## Peace Bonding Locations:

### Booth 1:

Is located on the 3rd Floor, below Registration in the Conference Center.

### Booth 2:

Is located on the Sky Bridge outside of our Exhibits Hall.



## Where Can I Find The Answers To My Sakura Con Questions?

### Sakura Con 2017 Mobile Guide Book App

Load the entire schedule to your mobile device!

### Sakura Con Website

Full schedules, guest bios, policies, etc. are available to view at any time.

### Sakura Con Publications

The Pocket Guide and Souvenir Guides are available in your Con bag that you receive at the badge pick up.

### Information Booth


Is on the 4th Floor, to the left as you come up the escalator. They can help you with general questions or concerns.

### The Convention Reception Office

Is located in Room 202, and can also help you with any general questions or concerns.

### ID Pass Booth

Is on the 4th Floor by the Atrium Gallery, outside of Main Events, and near the Merchandising Main Booth. ID stamps are required for attendance at any **Mature** panel.




### Lost And Found

Is in the Convention Reception Office, Room 202.

### First Aid

The First Aid Station is located on the 4th Floor, in the Atrium Gallery, just outside of the Autograph Hall.





## Where Can I Find The Convention Rules?

Sakura Con's Membership Policies are the rules and guidelines for attendance at Sakura Con. They are located in our Souvenir Guide, and also on our website:

<http://sakuracon.org/about-us/policies/>

## Convention Success Guide!!!

### Top 10 Suggestions for Con Newbies and Veterans Alike.

#### Before The Con

1. **Set A schedule.** At a convention as large as Sakura Con figuring out what to do may seem overwhelming once you arrive. Planning ahead of time will help with stress. Also, be prepared to change your schedule. Having a "plan B" is recommended.
2. **Make A List of Things You'll Need At Least A Few Days Before Con.** Showing up to find out you don't have something you need, from a cosplay accessory to a medication is stressful! We highly recommend some kind of lip balm in your kit as well.
3. **Prepare For Cosplay Emergencies.** Some safety pins, needle and thread, a kit for refreshing make-up, and etc. are great to have on hand for quick fixes. But if you forget, know we've got you covered! During Con the Cosplay Repair Station is in Room 304.





4. **Read The Convention Policies.** There are worse things than showing up and finding out that your prop won't be permitted by Peace Bonding, but it's still a real bummer. Our policies are here:

<http://sakuracon.org/about-us/policies/>



5. **Ask Questions Before Con if You Have Them:**

Email us at: [info@sakuracon.org](mailto:info@sakuracon.org)

## At The Con

6. **Take Care Of Yourself!** This is probably the most “no brainer” thing right? But it's actually the number 1 thing people forget. Eat, sleep, hydrate!

7. **Wear Comfortable Shoes.** You'll be surprised how much walking you can do in three days, bring a set of comfortable shoes to change into between photos, just in case.

8. **Make Sure To Sleep.** Again with the sleep? Despite the old saying “Sleep is for the Week, the Week after Con!” we really don't recommend that you do that!

9. **Practice Personal Safety!** Attend with people you trust. Make sure your phone is charged, and if you can, avoid walking alone in the city.

Plan ahead for your drop off and pick up, and keep in touch with your group!

Be aware of where emergency exits are located in the event of an emergency, or natural disaster.

Be sure to let someone know if anyone, or anything is making you feel uncomfortable. Report issues to the Info Booth or our Convention Reception Office, so we can alert staff and take a report. Don't hesitate to contact 911 if you experience any kind of emergency!

This section cont...



10. **Take Some Quiet Breaks.** Despite the fun, a convention can be a bit hectic and stressful. Make sure to take some time for yourself in areas such as our Manga Library located in rooms 204 & 205, or if the weather is nice, enjoy some time in Freeway Park.

## Special Events At Sakura Con

### Mecha & Gundam Model Contest Sponsored By Kotobukiya



Sakura Con is hosting its first Mecha & Gundam Model Contest! Open to all levels of builders, from beginner to experienced. Have a piece that you built in the last 2 years? Bring it! Bought a kit in the Exhibitor's Hall? Build and submit it! Judging will be held on Sunday, April 16th in room 214.

For questions, or to enter a model, please stop by room 214.

### Cosplay Chess

Do you want to see your favorite characters duke it out in a battle of wits and brawn? Come and join us for Cosplay Chess! The main event will be held in the Sakura Dome 6E on Saturday, and an improve session will be held on Sunday.



And don't forget the Late-Night Match!

You must have a valid Sakura Con Adult badge and obtain a Mature Audience Stamp (VALID government issued ID REQUIRED) in order to attend the Late Night Event.

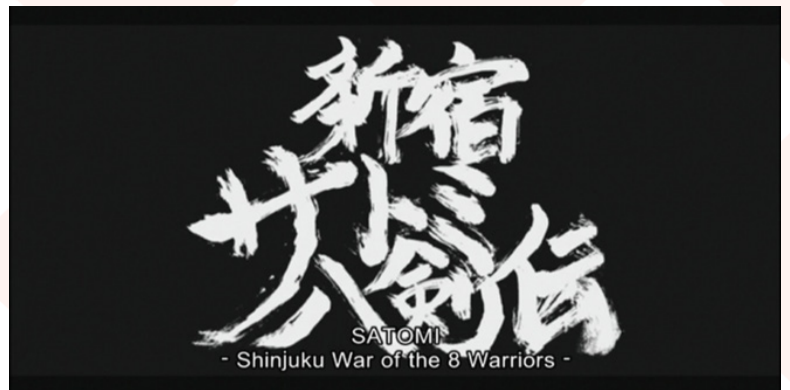


## World Premiere Of Shinjuku Satomi Hakkenden With Director Yasuhiro Irie

This will be the world premiere! Shown exclusively at Sakura Con! Shinjuku Satomi Hakkenden (SATOMI – Shinjuku War of the 8 Warriors) is a motif taken from Nanso Satomi Hakkenden, written by Takizawa Bakin in the Edo period. This short is a prologue depicting the struggle of the main character, Satomi, as she fights to avenge her brother.

Date: 4/15 (SAT)  
Time: 11pm – 12am  
Location: Room 4C-3

Mature Content, 18+  
Entry Stamp Required!



## Sakura-Con Scavenger Hunt

This year we have a special event going on to celebrate 20 wonderful years. The Sakura Con Scavenger Hunt! Information is in the Souvenir Guide and online!





## Machii Sensei Sword Demonstration

Machii Sensei is the Master and Founder of Shuushinryu Iai-Jutsu Hyohou (the Art of Samurai Sword Technique of the Mastering Mind). He holds a number of Guinness World Records, including “Most cuts to one mat (suegiri)”, “Fastest 1,000 sword cuts”, “Most sword cuts to straw mats in 3 minutes”, and “Fastest tennis ball (820 km/hr) cut by sword”. And this year at Sakura Con he will be sharing his experience and expertise as a Sword Master with a demonstration!



## Masquerade Ball

The Masquerade Ball is a family friendly event! Join us and learn how to Waltz, Tango, and Swing Dance! Remember, the Masquerade Ball is Sakura Con's formal event. Be sure to dress to impress!

Please review the dress code online at:

<http://sakuracon.org/programming/masquerade-ball/>

Please remember that masks are required for the entire length of the event, from entry until the de-masking before the end of the ball.

Don't ruin fun! Keep your masks on!



# The Seattle Japanese Garden

The Seattle Japanese Garden is located in the Southern end of the Washington Park Arboretum. It is one of the oldest and most authentic Japanese Gardens in North America. This 3.5-acre majestic garden features a style known as a 'Stroll Garden' that was developed in the late 16th, and early 17th centuries. This style of garden invites visitors to follow a winding path along a central pond.



The path in the Seattle Japanese Garden invites you to walk slowly and to take your time drinking in the wondrous details of the stones, water, lanterns, bridges, buildings, animals and plants. Every season the garden changes subtly, revealing a new combination of colors, shapes, and fragrances, making it a refreshingly unique visit every time you come.

Experts Kiyoshi Inoshita and Juki Iida were appointed as designers for the project in 1959. Designer Juki Iida planned for the Garden to be faithful to the principle of Shinzensa, the essence of nature. He used both traditional Japanese and native Pacific Northwest plants in his designs. He went as far as transporting 500 granite boulders, ranging from 1000 pounds to 11 tons, from the Cascade Mountains to arrange them throughout the park amongst the various plants and to create a waterfall.

Featured in the Garden is a Shoseian Teahouse that was donated by Tokyo, Japan in 1959. Though it had been badly burned by vandals, it had been reconstructed by Yasuhori Susita in 1980-81. The Shoseian Teahouse offers the opportunity to experience Chado, a traditional tea ceremony that has been practiced in Japan for

centuries. Chado, or The Way of Tea, is imbued with harmony, respect, purity, and tranquility. There are tea demonstrations as well as special events available to attend, please see their website for times and prices.

<https://www.seattlejapanesegarden.org/>



Citation:

Seattle Japanese Garden. "Journey Through the Varied Landscapes of Japan." <https://www.seattlejapanesegarden.org/>. 2016. Mar. 2017.

## And Don't Forget To Keep In Touch!

For more information about ANCEA and Sakura Con:

Email Us At: [info@sakuracon.org](mailto:info@sakuracon.org)  
Or Visit Us At: [www.sakuracon.org](http://www.sakuracon.org)

Follow Us On Twitter:  
<https://twitter.com/SakuraCon>

And Find Us On Facebook:  
<https://www.facebook.com/SakuraCon/>

See You There!

April 14 – 16 2017 Washington State Convention Center



Newsletter Credits:  
Coordinator Jasmine D. Oberkirsch

